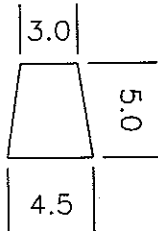


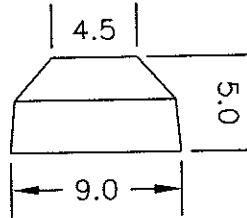
6' Driveway Curb

1 - 10m rebar, 110 lbs. each



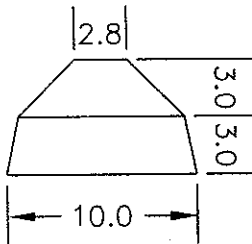
7' Parking Curb

2 - 10m rebar, 300 lbs. ea.



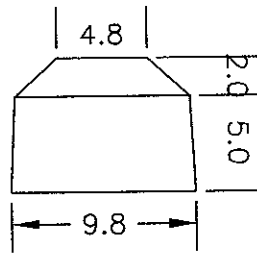
8' Light Parking

2 - 15m rebar, 400lbs. ea.



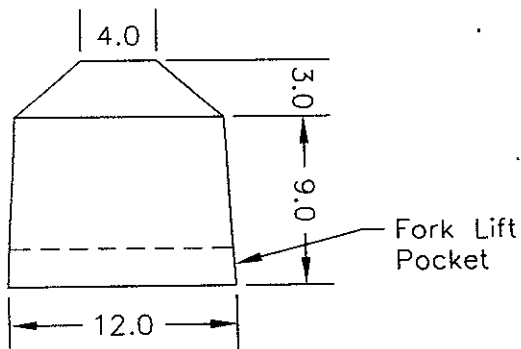
8' Heavy Parking non-stock

2 - 15m rebar, 590 lbs. ea.



8' Extra Heavy Parking - non-stock

2 - 20m rebar, 1200lbs. each



Babcock
Supply Ltd.
Precast Concrete